

Course: Business English

Level 1


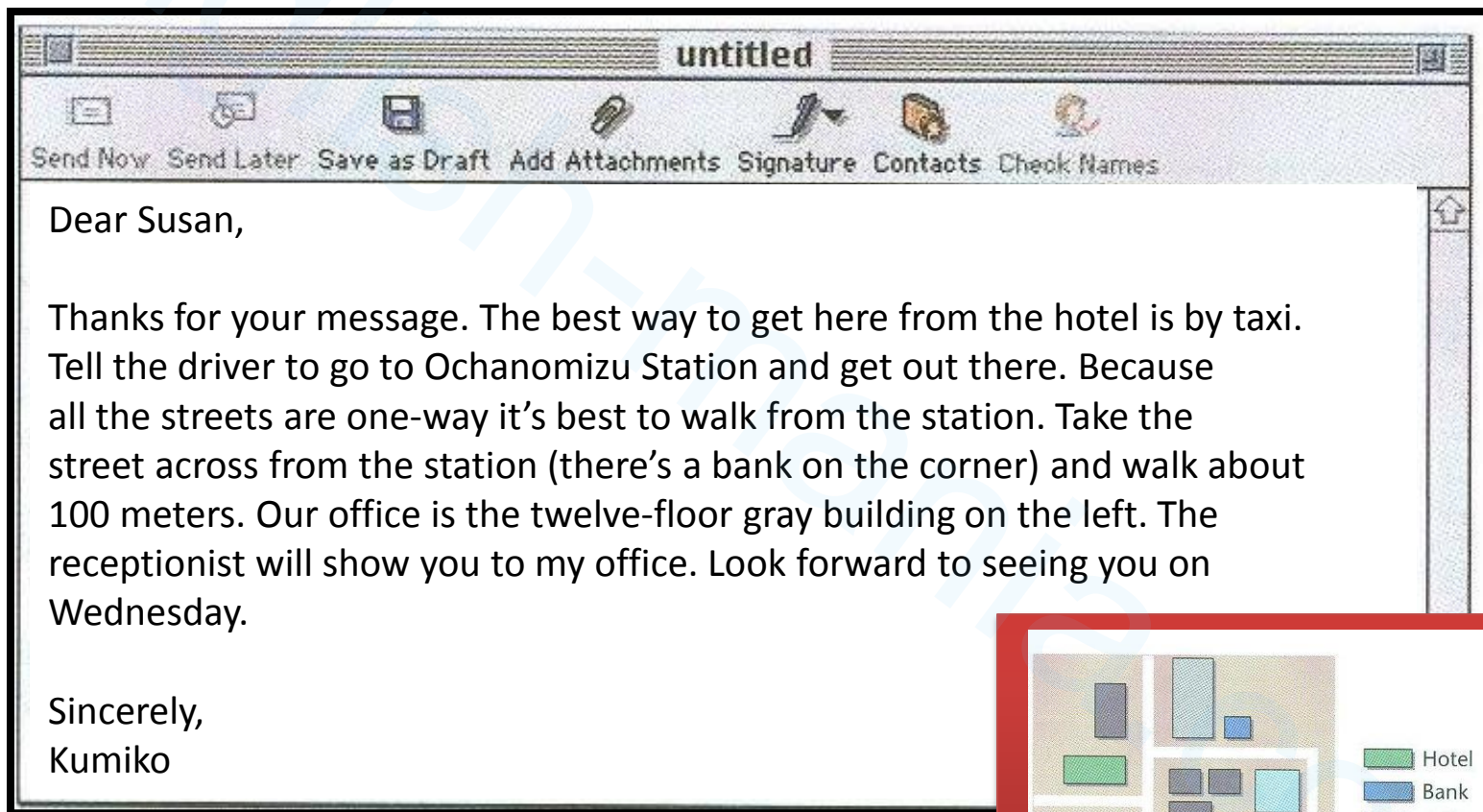
Day №15



How do you get to work?



Read the email and find Kumiko's office building on the map.



**Use the verbs below to complete the dialogs.
(You don't need to use them all.)**

start	get on	come
finish	stop	change
get off	go	take
	go to	

WOMAN: Excuse me.

CLERK: Yes.

WOMAN: I want to Silom Road.

CLERK: Go to the right platform.
the first train at Siam to the
train for Saphan Taksin. at
Sala Dang station which is on the
Silom Road.

WOMAN: Thank you. How many stations from
Siam?

CLERK: It's the second station.

WOMAN: Thank you very much.

CLERK: You're welcome.

MAN: Excuse me.

CLERK: Can I help you?

MAN: How do I get to
Suidobashi?

CLERK: any train from
Platform 1.
..... at Ochanomizu.
..... the local train –
it's yellow.
..... at the next
station. That's it.

MAN: Thank you.

CLERK: No problem.

Communication activity

Student A: Look at the information on page 80.

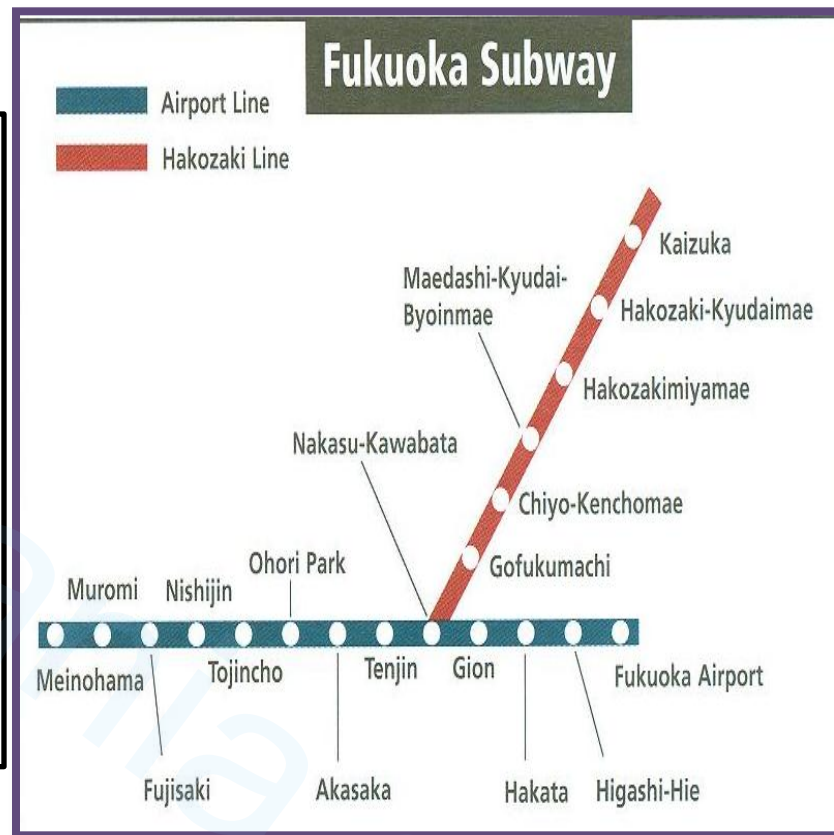
Student B: Look at the information below.

You are a clerk at Akasaka station in Fukuoka.

Student A is a visitor. Answer his or her questions.

Now you are a tourist in Beijing. Student A is a clerk at Qianmen station. Ask student A how to get to these places:

- Xi Zhi Men
- Wan Show Lu
- Dong Zhi Men



Akasaka Station
Platform 1 – to Fukuoka Airport
Platform 2 – to Meinohama



What is going on in these pictures?

In each conversation, a businessman is asking how to get to his next appointment.
Fill in the blanks for each conversation.

Walk

Take a taxi

take a bus

take a train

get off


go

turn

change

get on

1 to the end of the street
and left. straight
until you reach the station.
from platform 1 and at
Tokyo station. the
Marunouchi line one stop to
Ginza. Ask someone for the
building when you get there.



2 from outside and
tell the driver to take you
to the Landmark Hotel.
..... out of the hotel
and left.
along the street and the
office you want is the
second building on the
right.



3 across the road to
the station. to
Shibuya and there.
..... outside the station
and to the office.
The driver can take you right
to the door.



Give the teacher some instructions on how to get to your office from the main station.



Useful phrases

Exit the station.

Turn right/left.

Take the second left/right.

It's the third building on the right.

It's across from/next to/near...

***Thank you for
today!***

***I'm looking forward to
seeing you again!***